



ಬೃಹತ್ ಬೆಂಗಳೂರು ಮಹಾನಗರ ಪಾಲಿಕೆ
Bruhat Bengaluru Mahanagara Palike



BBMP COVID-19 WAR ROOM 04.06.2023

BBMP / COVID-19 WAR ROOM / BULLETIN – 1168/ 04.06.2023 / #BBMPfightsCOVID19



OVERVIEW OF COVID-19 IN BENGALURU



CASE TRENDS

ACTIVE CASES

41

Confirmed Cases

13

18,86,762[#]

Recovered Cases

13

18,69,720[#]

Death Cases

0

17,001[#]



HOSPITALIZATION

0

ICU – V

-

ICU

-

HDU

-

General

-

INCLUDES GOVT. QUOTA AND PRIVATE WALK-IN HOSPITALIZATION



VACCINATION

16

2,07,00,650[#]

First Dose

4

96,89,870[#]

Second Dose

11

95,11,681[#]

Precaution Dose

1

14,99,099[#]



TRIAGING

MTU

5

Tele Triage

5



ACTIVE CZs

0

MCZs (< 5 cases)

0

Clusters (> 5 cases)

0



TESTING

1,449

3,24,26,004[#]

RAT

631

RTPCR

818

Positivity :0.68%

*FOR LAST 7 DAYS

: indicates cumulative numbers till date



ABSTRACT OF COVID-19 SCENARIO IN BENGALURU



	MALE			FEMALE			TRANSGENDER			TOTAL		
	Last 24 Hours	Last 7 Days	Cumulative	Last 24 Hours	Last 7 Days	Cumulative	Last 24 Hours	Last 7 Days	Cumulative	Last 24 Hours	Last 7 Days	Cumulative
Positive Cases	5	35	11,11,938	8	42	7,74,628	0	0	196	13	77	18,86,762
Recovered Cases	6	48	10,99,582	7	52	7,69,008	0	0	187	13	100	18,69,720
Death Cases	0	1	10,770	0	0	6,227	0	0	4	0	1	17,001
Total Tests Done	In Last 24 hrs. : 1,449			In last 7 days : 11,363			Cumulative : 3,24,26,004					
Vaccine Doses Administered	In Last 24 hrs. : 16			In last 7 days : 32			Cumulative : 2,07,00,650					
ACTIVE CASES									41			

*Covid deaths occurred today : 00 | Covid deaths occurred beyond last 24hrs., reported today : 00

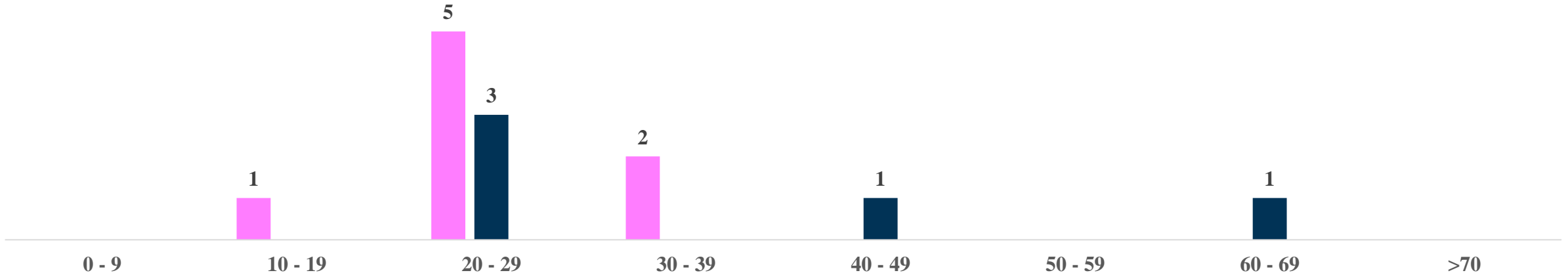


LAST 24 HOURS AGE GROUP AND GENDER WISE DISTRIBUTION

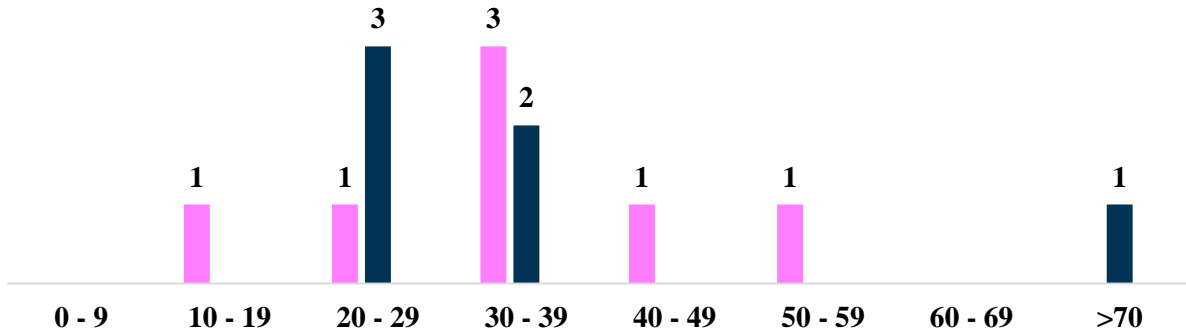


Positive Cases : 13

Female Male Transgender



Recovered Cases : 13



Death Cases : 0

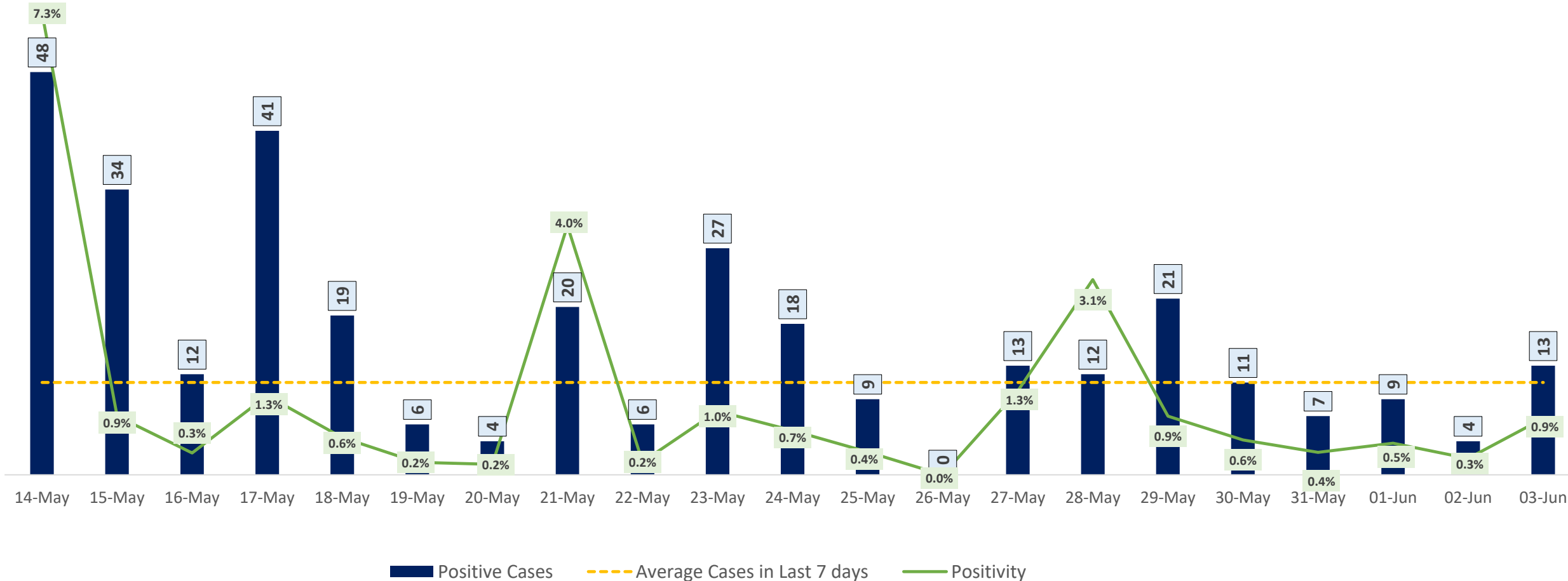
0 to 9 10 to 19 20 to 29 30 to 39 40 to 49 50 to 59 60 to 69 >=70



POSITIVITY RATE OF BENGALURU – LAST 21 DAYS



Average Cases in Last 7 days : 11

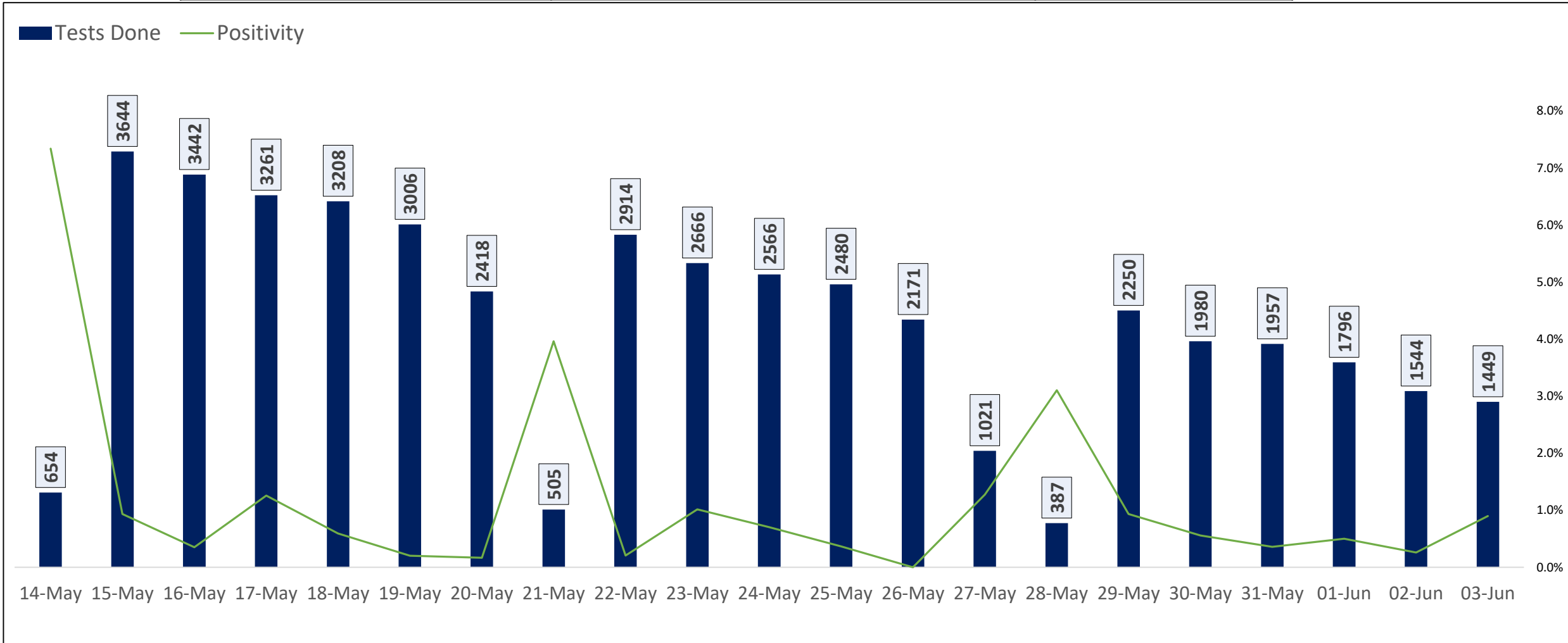




TESTING TRENDS IN BENGALURU

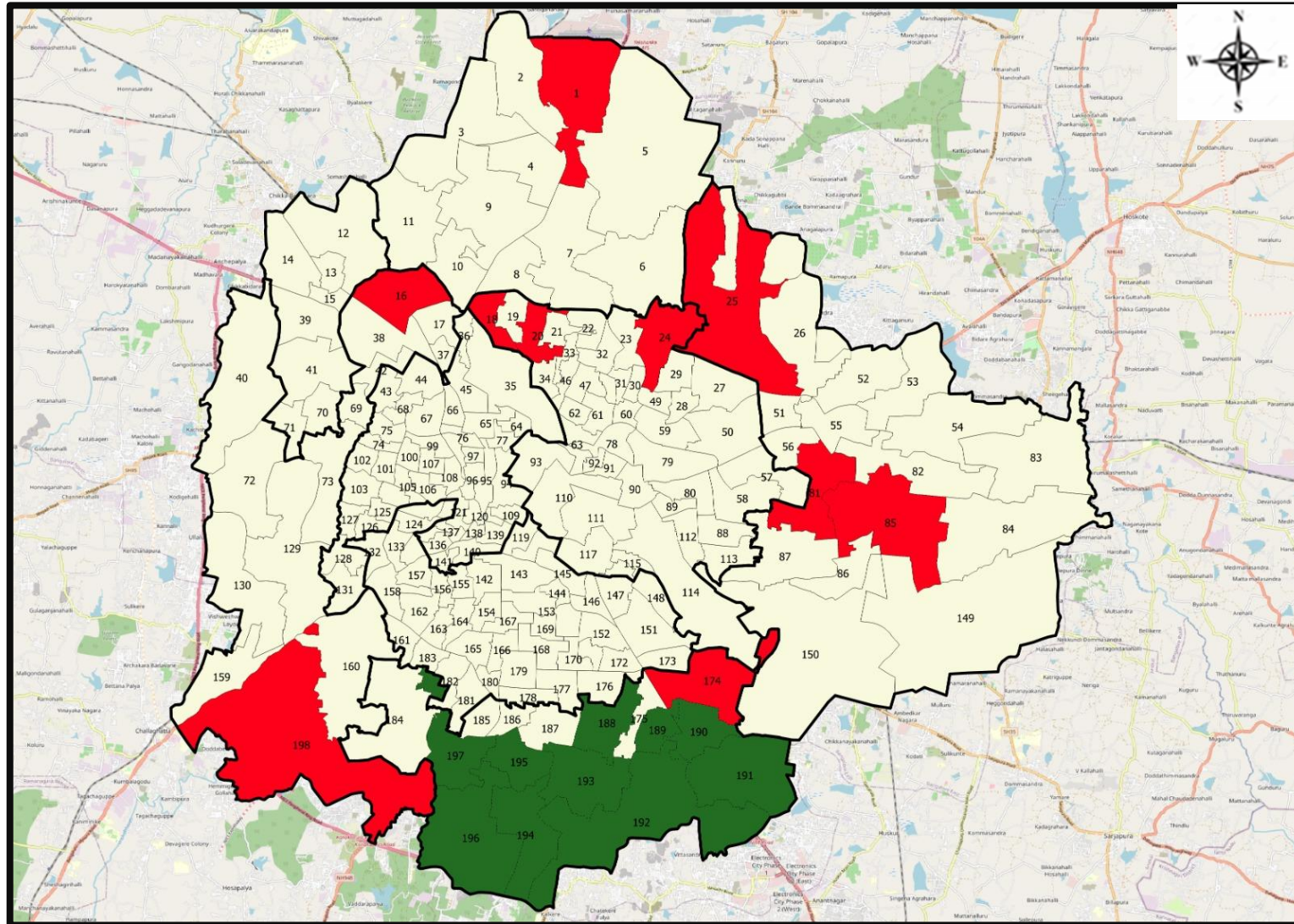


Total Test Conducted Till Date	Test Conducted Last 24 hours	Last 7 Days Average
3,24,26,004	1,449	1,623





BENGALURU URBAN MAP SHOWING TREND OF POSITIVE CASES IN LAST 7 DAYS



Top 10 wards reporting highest number of positive cases in last 10 days

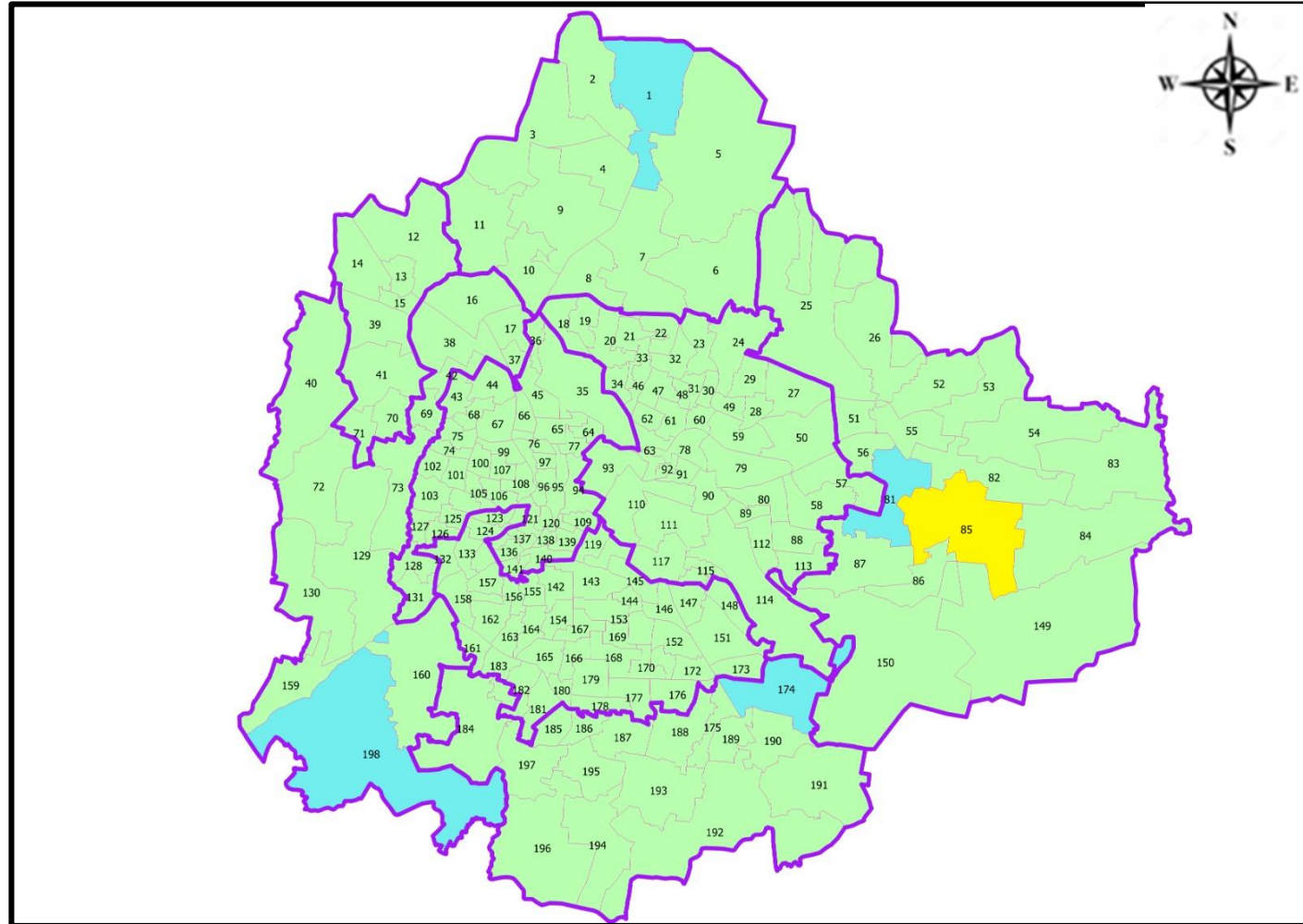
Ward No.	Ward Name	Daily Cases Average
85	Dodda Nekkundi	1
174	HSR Layout	1
1	Kempegowda Ward	1
81	Vijnana Nagar	1
198	Hemmigeputra	1
16	Jalahalli	1
18	Radhakrishna Temple	1
20	Ganga Nagar	1
24	HBR Layout	1
25	Horamavu	1







Top 10 wards reporting least number of positive cases in last 7 days

Ward No.	Ward Name	Daily Cases Average
197	Vasanthpura	0
196	Anjanapura	0
195	Konanakunte	0
194	Gottigere	0
193	Arakere	0
192	Begur	0
191	Singasandra	0
190	Mangammanapalya	0
189	Hongasandra	0
188	Bilekhali	0



BENGALURU MAP SHOWING INTENSITY OF POSITIVE CASES IN LAST 7 DAYS



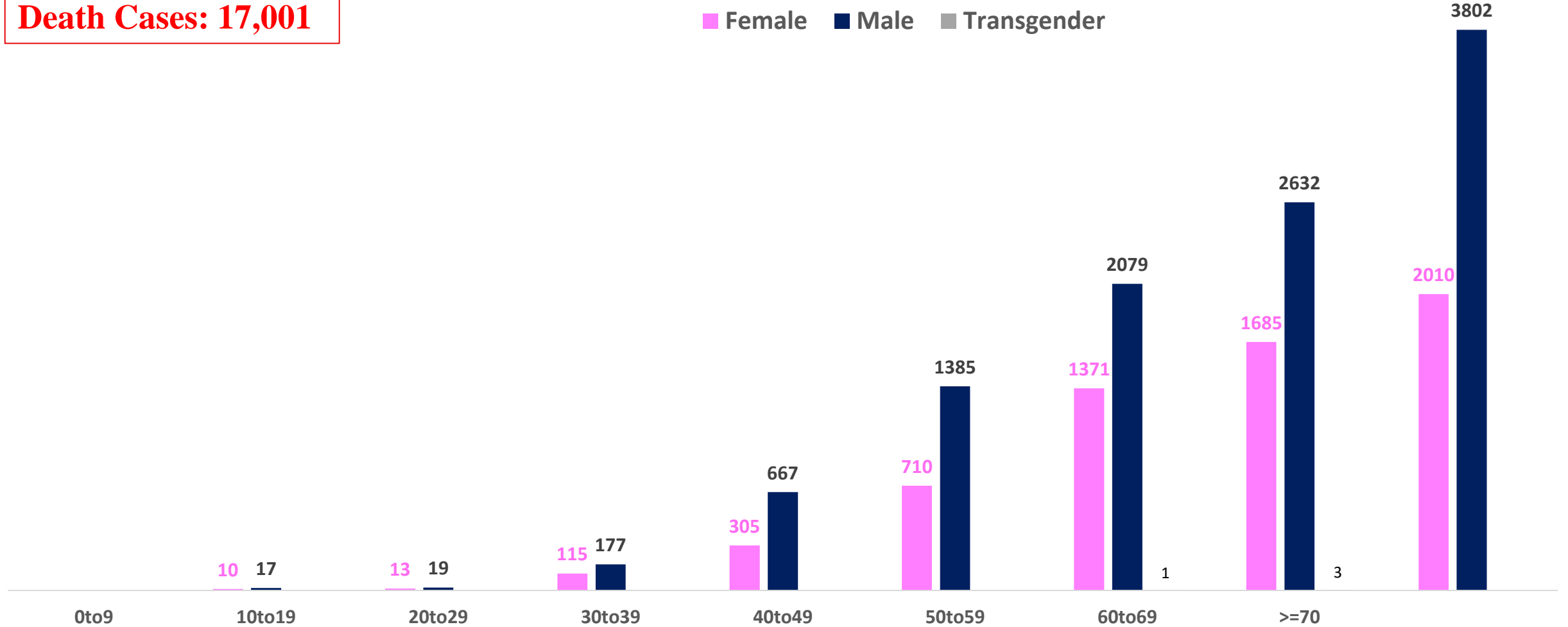
-  Level 1 : 0 to 1 Cases
-  Level 2 : 1 to 3 Cases
-  Level 3 : 3 to 5 Cases
-  Level 4 : 5 to 10 Cases
-  Level 5 : More than 10 Cases
-  Zone Boundaries



AGE AND GENDER WISE DISTRIBUTION OF DEATH CASES



Death Cases: 17,001





SNAPSHOT OF COVID-19 CASES IN BENGALURU URBAN



**Total Wards With
< = 1 Cases* :
173**

**Tests Conducted
on 03.06.2023:
1,449**

**Recovery
Rate*:
99.10%**

**Total
Active Cases :
41**

**Total Vaccinated
on 03.06.2023:
16**





**Positivity
Rate* :
0.68%**

**Active
Rate*:
0.00%**

**Case
Fatality Rate* :
1.30%**

*Total positive cases In the past 7 days

*CFR and positivity is for Past 7 days

Download BBMP Bulletin	https://apps.bbmpgov.in/covid19/mediabulletin.php
To register for vaccination :	https://selfregistration.cowin.gov.in/
BBMP COVID19 Dashboard:	https://apps.bbmpgov.in/covid19/
Follow us on:	 www.facebook.com/bbmp.comm1/
	 twitter.com/BBMPCOMM
	  BBMPSplHealth

Issued by:

Honorable Chief Commissioner, BBMP
Special Commissioner Health, BBMP
MD, Bengaluru Smart City Limited

THANK YOU !

